



**GURU AMAR DASS PUBLIC SCHOOL, GIGGLES WING**


**SUMMER BREAK HOME ASSIGNMENT, JUNE 2026**

**Summer Break is w.e.f.**

**1st June, 2026 (Monday) to 30th June, 2026 (Tuesday)**

**School will reopen on 1st July, 2026 (Wednesday)**

**START YOUR DAY WITH THE PRAYER TO ALMIGHTY**





# GIGGLES WING

**Dear Parents,**

*Summer Vacation is the best and the most fruitful time for learning and nurturing creativity. Keeping this objective in mind we have planned diverse and exciting activities and assignments that will enhance the knowledge of the child and will boost their creativity.*

**Note :** *Get the eyesight of your ward checked during the summer break as a precaution.*

# Kids,



start following these

**GOOD HABITS**

during your

**SUMMER BREAK!**

- ★ Early to bed and Early to rise.
- ★ Pray to Almighty daily.
- ★ Wish your parents, grandparents and other family members every morning
- ★ Socialize with your guests.
- ★ Eat healthy food like fruits, vegetables, milk and nuts.
- ★ Drink plenty of water and stay active.
- ★ Make a habit of helping and caring others.
- ★ Read picture story books.
- ★ Speak at least 5 small sentences in English daily and try to learn new words everyday.
- ★ Draw, colour and enjoy creative art activities.
- ★ Keep your toys and books properly arranged after use.
- ★ Brush your teeth twice.
- ★ Spend less time on mobile phones and television.
- ★ Play outdoor games and exercise regularly.
- ★ Use magical words like "Please", "Sorry", "Thank You" and "Excuse Me".



**HAVE A JOYFUL, SAFE AND  
LEARNING - FILLED SUMMER BREAK!**

Be Happy  
Be Kind  
Keep Smiling!





GURU AMAR DASS PUBLIC SCHOOL, GIGGLES WING  
SUMMER BREAK HOME ASSIGNMENT (JUNE 2026)  
GRADE – JUNIOR K.G

"TO LEARN  
TO READ IS  
TO LIGHT A FIRE"

Happy Holidays

ENGLISH

**ORAL : Book : Beginner Phonics**

- ➔ Read pages related to vowels (10,11,12,13)
- ➔ **Learn Rhymes** : Good manners, The Apple
- ➔ **Learn story** : The Fox and the Grapes (with moral)

**WRITTEN**

- ➔ Sequence writing a to z  
(Print Letters)

MATHEMATICS

**ORAL** ➔ **Counting** : 1 to 100

**WRITTEN** ➔ Backward counting : 20 to 1  
➔ Counting : 1 to 100

EVS

**Book : World Around me**

**ORAL : Revise following topics :**

- ➔ Vegetables
- ➔ Birds
- ➔ Water Animals
- ➔ Flowers

**ACTIVITY** ➔ Paste the pictures of **FLOWERS** and **BIRDS** in the EVS new notebook.

PUNJABI

ਮੱਖਿਕ — ਓ ਤੋਂ ਠ ਤੱਕ ।

ਕਵਿਤਾਵਾਂ — ਬੇਬੀ ਬੇਬੀ, ਮੁਰਗਾ ।

HINDI

कहानी — मुर्गे की अक्ल ठिकाने ।


कविताएं — हरी हरी, मेरा भारत ।

**Note :**

Do the writing pages (5 times) of each subject. Pattern of formation is given.

Do the homework in (3 in 1 notebook) in good handwriting.

Bring new notebooks of each subjects properly covered and paste name slip on it.



The background is a vibrant, stylized illustration of a beach. On the left, a large, dark blue wave with white foam and green and yellow spots is crashing. A golden fish with a black stripe and a yellow and orange patterned body is jumping out of the water. The sky is a light blue gradient. In the foreground, there's a sandy beach with a seashell, a yellow and white flower, and a brown, textured object. The overall style is bright and cheerful.

# PROJECT WORK

*Recycling turns things into other things which is like a "Magic"*

- ★ *Make a beautiful "Table mat" by using your own creativity.*
- ★ *Prepare one decorative glass bottle from waste material.*
- ★ *Prepare one wall hanging from Best out of waste.*

# 1 MAKE A BIRD FEEDER

with waste material

Help birds by giving them food and care.



# 2 ARRANGE A BIG EARTHEN POT

to water the stray animals

Keep water for thirsty animals and birds.



# 3 PLANT A TREE

in a pot or in your garden

Take care of plants and help them grow.



# 4 DIY PLANTERS

using waste bottles, cans, or containers

Recycle waste and make your own mini garden.



# 5 CLEANLINESS DRIVE

at home and in your surroundings

Keep your home, street and park clean and green.





## Compare the numbers (>, < or =)

3      3

18      24

15      23

13      19

25      7

11      11


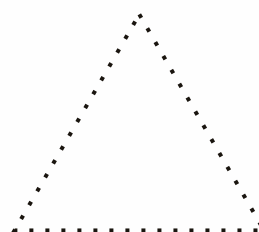
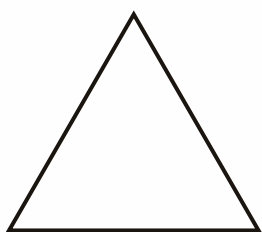
19      3

21      29

14      19

15      25

## Trace the Shape Triangle





# GURU AMAR DASS PUBLIC SCHOOL, GIGGLES WING

SUMMER BREAK HOME ASSIGNMENT (JUNE 2026)

GRADE – JUNIOR K.G.

SUBJECT – E.V.S.

NAME : \_\_\_\_\_ SECTION \_\_\_\_\_ ROLL NO. \_\_\_\_\_ DATE: ...../...../.....

Circle and count only the Pet Animals. Then, write the number in the box.



# Colour all the Sea Animals





GURU AMAR DASS PUBLIC SCHOOL, GIGGLES WING

SUMMER BREAK HOME ASSIGNMENT (JUNE 2026)


GRADE – JUNIOR K.G.

SUBJECT – ENGLISH


NAME : \_\_\_\_\_ SECTION \_\_\_\_\_ ROLL NO. \_\_\_\_\_ DATE: ...../...../.....

## Which are Vowels?

Circle all of the vowels inside of bubbe's mouth




Write the different vowels below.





# Missing Letters

Fill in the lower letters



## Cursive Pre-writing Line and Stroke





GURU AMAR DASS PUBLIC SCHOOL, GIGGLES WING

SUMMER BREAK HOME ASSIGNMENT (JUNE 2026)

GRADE – JUNIOR K.G.


SUBJECT – ART

NAME : \_\_\_\_\_ SECTION \_\_\_\_\_ ROLL NO. \_\_\_\_\_ DATE: ...../...../.....

Fill the Colour in an Ice-cream



Colour the Indian Flag according to the colour mentioned



# Pattern of formation

Aa to Zz

Aa Bb Cc Dd

Ee Ff Gg Hh

Ii Jj Kk Ll

Mm Nn Oo Pp

Qq Rr Ss Tt

Uu Vv Ww Xx

Yy Zz

# Mathematics

Date \_\_\_\_\_  
Page \_\_\_\_\_

## Formation pattern

T 0

• 1

• 2

• 3

• 4

• 5

• 6

• 7

• 8

• 9

1 0

Follow the formation.

